



A co-production with
Cirque-théâtre des bouts du monde
and la TOHU

Beyond The Night Sky

Scenario by Gaël Della Valle, Claudia Gendreau, Andréanne Joubert and Jean-Philippe Joubert

Original idea by Gaël Della Valle and Andréanne Joubert

Written and directed by Jean-Philippe Joubert

Translated by Danielle Le Saux-Farmer

Technical rider **Quebec-Canada-USA**

General information

Crew : 4 actors
1 stage manager

Length : 55 minutes

Audience : 5 to 12 years old

Maximum capacity : 350

Stage area

Total width, including wings : 40 feet (12,2 meters)

Width : 24 feet (7,32 meters)

Depth : 20 feet (6 meters)

Ideal height : 19 feet (5,8 meters)

Minimal height : 16,6 feet (5,03 meters)

Stage : flat black floor

Dressing rooms : for 4 actors (2 women, 2 men), with mirrors, showers and toilets

Stage masking : False proscenium arch (*à l'italienne*)

Control booth : Behind the audience

Set description and requirements

There is no setting permanently installed for the show. Every set element moves in and out during the performance.

- A structure of 3 walls fixed together with hinges
- 1 single bed
- 1 table with a reading lamp and a chair
- 1 trampoline, in the shape of a large bed
- 5 chairs

Some elements must be hung on pipes:

- 1 lamp (on which an actress hangs weighing 110 pounds (50 kg))
- 1 Cyr wheel (hung with a double hook)
- 1 skirt shaped like a dome
- 1 piece of fabric hung by 3 electromagnets

A stepladder must be provided in order to hang the piece of fabric at 9 feet high (2,7 meters), preceding every performance.

- 3 wooden pins, each hung by 3 pullies, on which are suspended 3 curtains held together by 3 electromagnets.

Floor

Nuages en pantalon provides 4 black matte-finish PVC strips of dance floor (63" x 32', JDI brand). These will be fixed with an adhesive tape provided by the company.

Stage masking

The backdrop should open in the center to allow actors to exit the stage.

Four legs stage right, four legs stage left to create 4 exits to each wing.

4 rope lights : 2 hung behind first legs, stage right and left, and 2 hung behind last legs, stage right and left.

Lighting

The presenter must provide 44 spotlights :

- 17 fresnels 1 KW
- 4 barn doors lighting (for 1 KW fresnels)
- 1 19° Leko with a drop-in iris
- 8 36° Lekos
- 8 26° Lekos, including 1 with gobo holder
- 6 Lekos with 6 gobo holders (to illuminate the audience)

Nuages en pantalon provides :

- 1 hanging lamp with a twist lock plug
- 1 reading lamp with a twist lock plug, plugged in a ground circuit
- 3 blacklights with a twist lock plug
- 4 rope lights with a twist lock plug (2 hung behind first legs, stage right and left and 2 hung behind last legs stage right and left.)
- 12 electromagnets with a twist lock plug
- 7 fans with a twist lock plug
- 1 table lamp with 3 lights bulbs on 1 ground circuit

Our devices use **70** 1,2 Kw dimmers on DMX protocol.
(We can lower that amount, based on theatre's needs.)

The lighting control is operated on a computer equipped with *Light Factory* software program and a USB-DMX Entecc box, all provided by Nuages en pantalon. This system should be compatible with the DMX system in the theater.

The computer also controls a series of equipment devices, based on a second DMX universe :

- 1 Fine Art 2000 motorized base for video projector
- 1 shutter for video projector

as well as other pieces of equipment controlled by wireless DMX :

- 3 LED string lights attached to a Cyr wheel
- 1 LED string lights attached to a skirt
- 5 LED string lights attached to 5 wooden chairs
- 6 LED string lights inserted in 6 juggling sticks
- 1 shutter for video projector
- 40 40W bulbs light controlled by DMX Lighting Controller boxes EC-16 et Elation DP-415, plugged in twist-lock on circuits that stay « on » at all time

and :

- 1 Antari X310 smoke machine, located at the back of the scene, and whose DMX signal must be wire-connected.

Sound

The sound control is operated from a Mac Pro on *Live* software program and a Motu UltraLite-mk3 Hybrid sound card. The sound goes out through 8 preamplified speakers placed as follows:

- 2 at upstage
- 2 at front stage
- 2 on either side of the audience
- 2 behind the audience

Each speaker includes 50 feet (15 meters) of XLR wire.

We also use a wireless microphone:

1 DPA 4061 with a Shure BLX1 transmitter and Shure BLX4R receiver.

This equipment is entirely provided by Nuages en pantalon.

The presenter must provide two sound monitors, placed in each wing.

Video

The video control is operated from a Mac Pro computer, on *Isadora* software program.

Video output is done with :

- 1 Sanyo XP-56 projector installed on a Fine Art 2000 motorized base
- 1 Sanyo PLC-WTC500AL projector

The presenter provides a riser or a table to place projectors properly. The riser is set at a minimum distance of 36 feet (11 meters) from the scene frame. The surface must be of at least 2 feet x 4 feet (60 cm x 120 cm). The riser's height must allow light rays to be above the audience. The base must be stable.

Control booth

The control booth is preferably set in the audience, at the back.

The control booth must be set less than 26 feet (8 meters) away from video projectors.

The control booth requires 2 direct electrical circuits, one for computers and other interfaces, one for the video projectors.

Set-up and take down

Depending on the theatre's configuration, set-up will require 8h with a crew of 4 technicians and 1 head technician.

Take down will require 3h with a crew of 4 technicians.

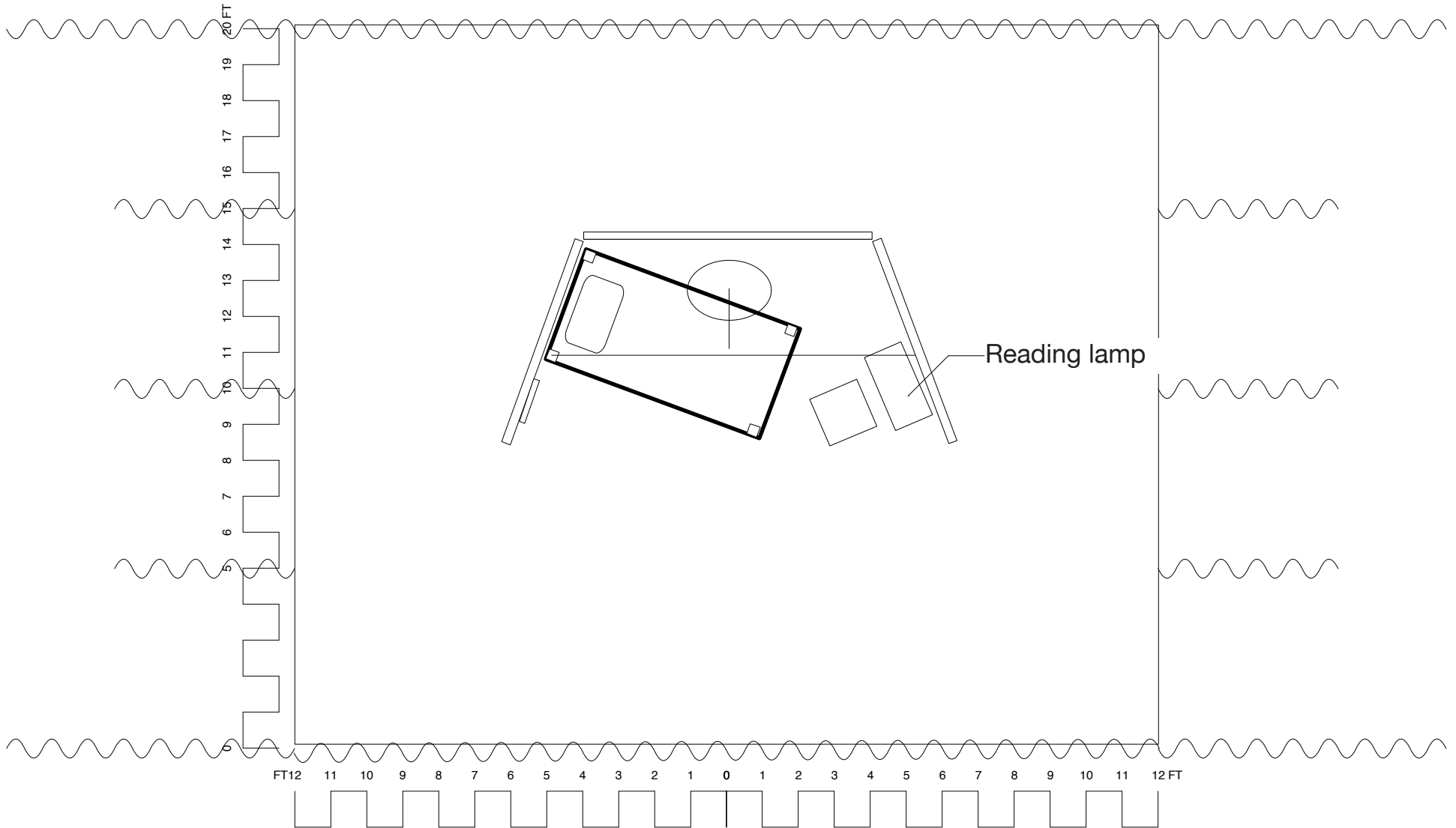
For any question regarding technical specifications :

Jean-Philippe Joubert

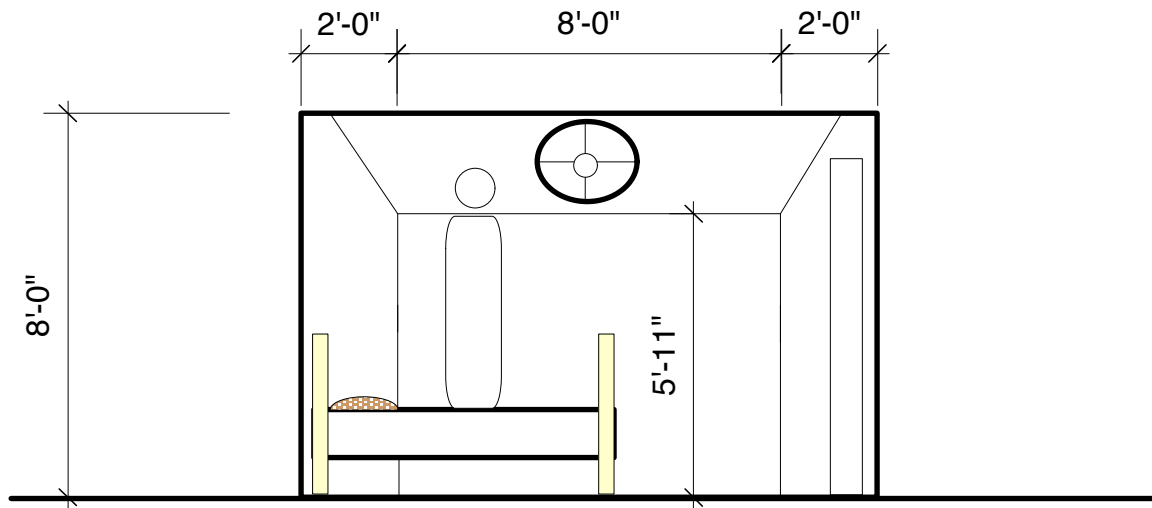
Tel. : (418) 997-0790

Email : art@nuagesenpantalon.qc.ca

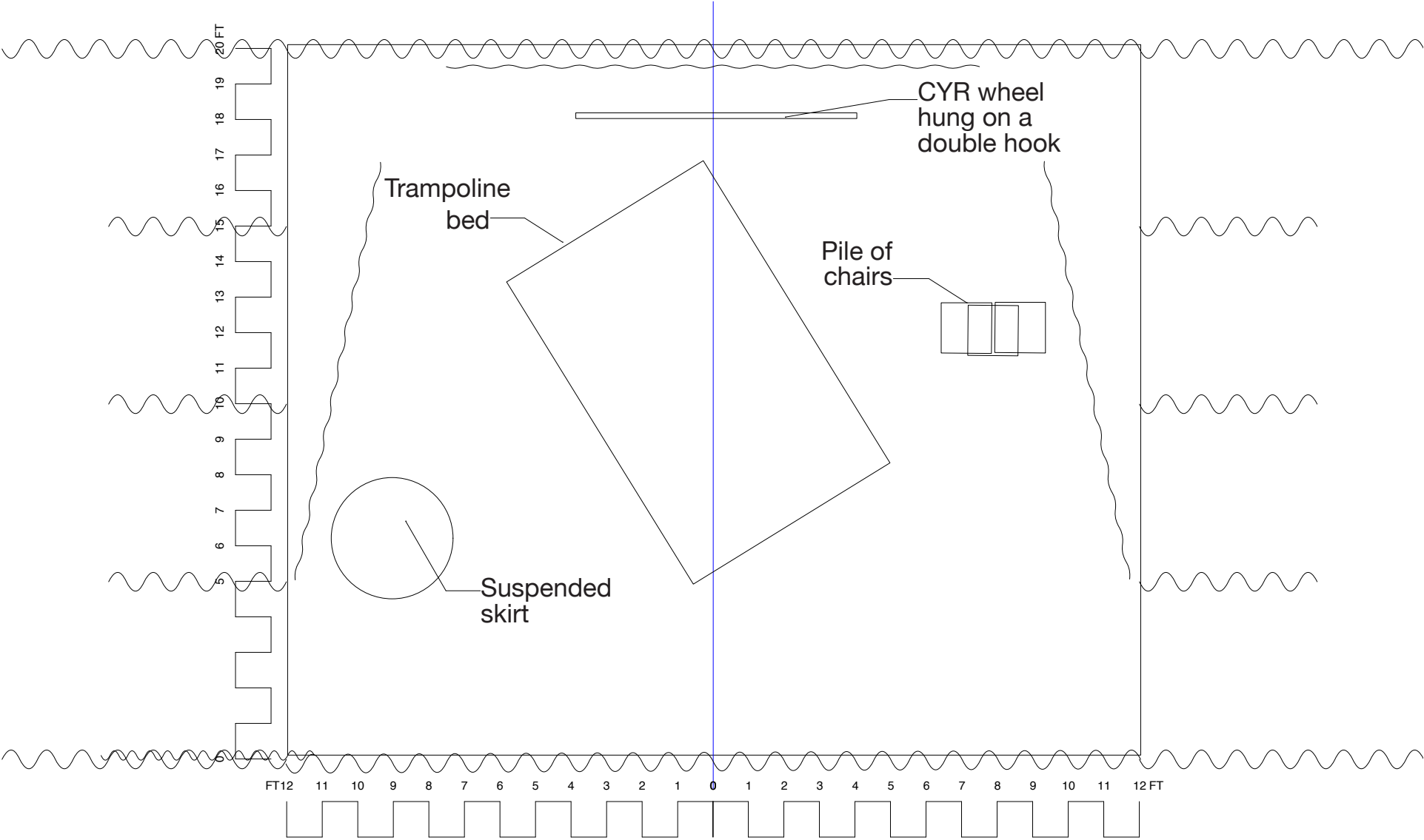
Setting Beginning of the show



Setting
Beginning of the show
Elevation




Setting End of the show



Projectors



Altman 8" Fresnel @ 1kw



Robert Juliat 614 SX @
1kw/1.2kw



ETC Source-4 19° @ 575w



ETC Source 4 26° @ 575w




ETC Source-4 36° @ 575w

Props



4-Panel Barn Door

Company's props




Antari X310



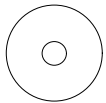
speaker



electro-magnet



Fluorescent light



lamp table



rope light



fan



DMX controller

Hooking



water bottle





pulley

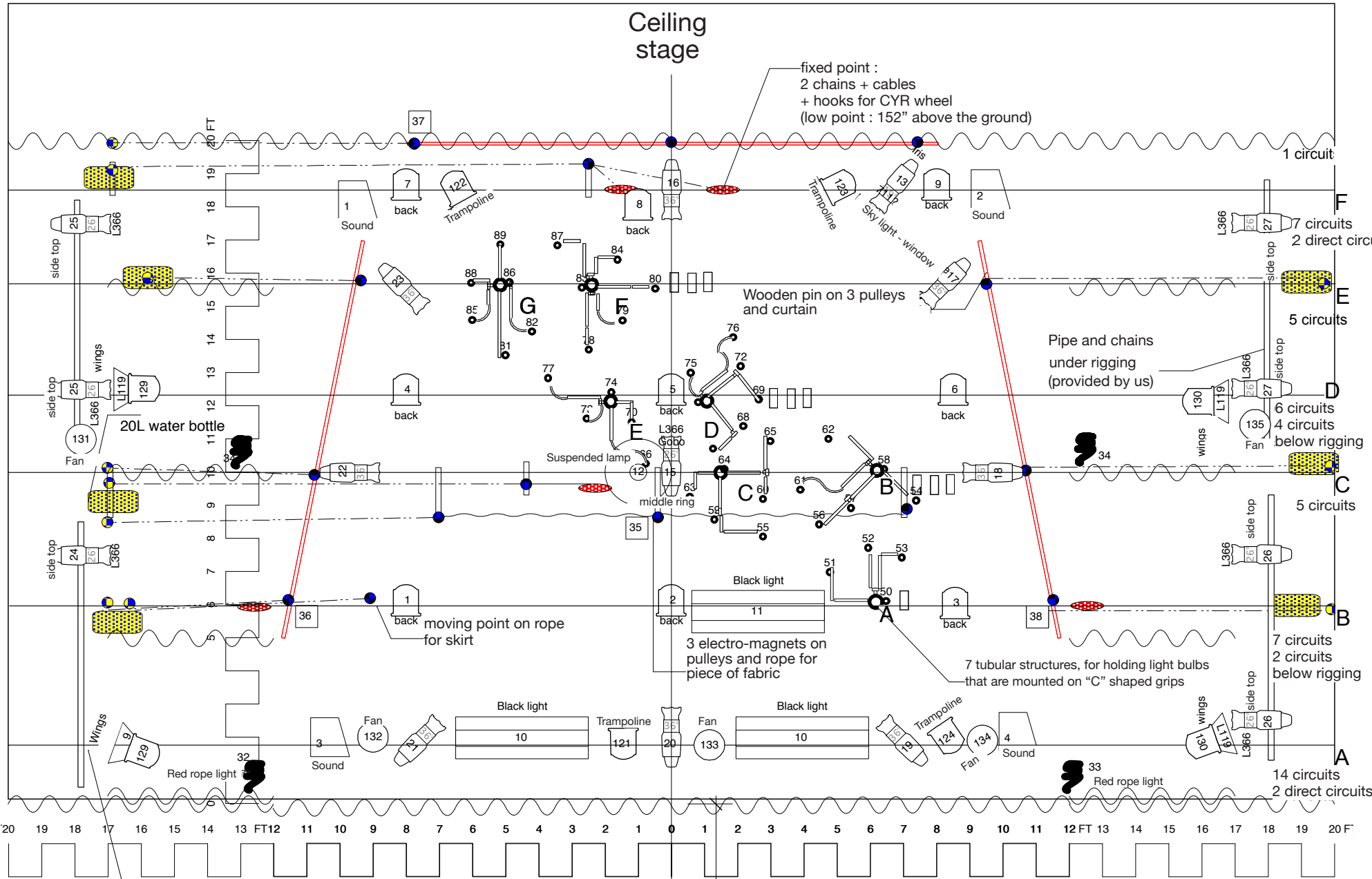


hooking point

Color Summary

	<u>Color</u>	<u>Size</u>	<u>Count</u>
	124	7.5"	1
	711?	6.25"	1
	L119	10"	4
	L366	6.25"	8

Ceiling stage



fixed point :
2 chains + cables
+ hooks for CYR wheel
(low point : 152" above the ground)

1 circuit

7 circuits
2 direct circuits

5 circuits

Pipe and chains
under rigging
(provided by us)

6 circuits
4 circuits
below rigging

5 circuits

3 electro-magnets on
pulleys and rope for
piece of fabric

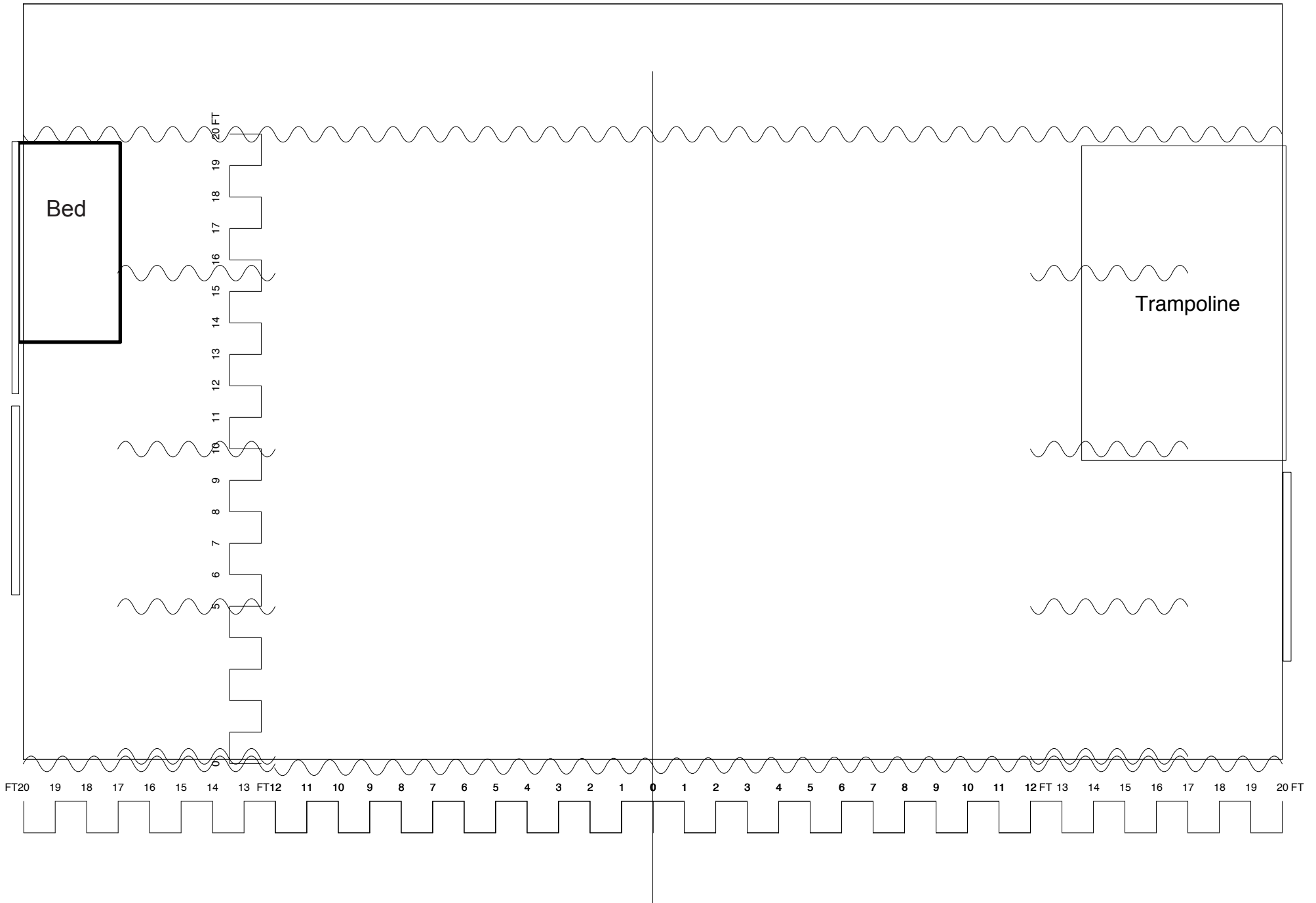
7 tubular structures, for holding light bulbs
that are mounted on "C" shaped grips

7 circuits
2 circuits
below rigging

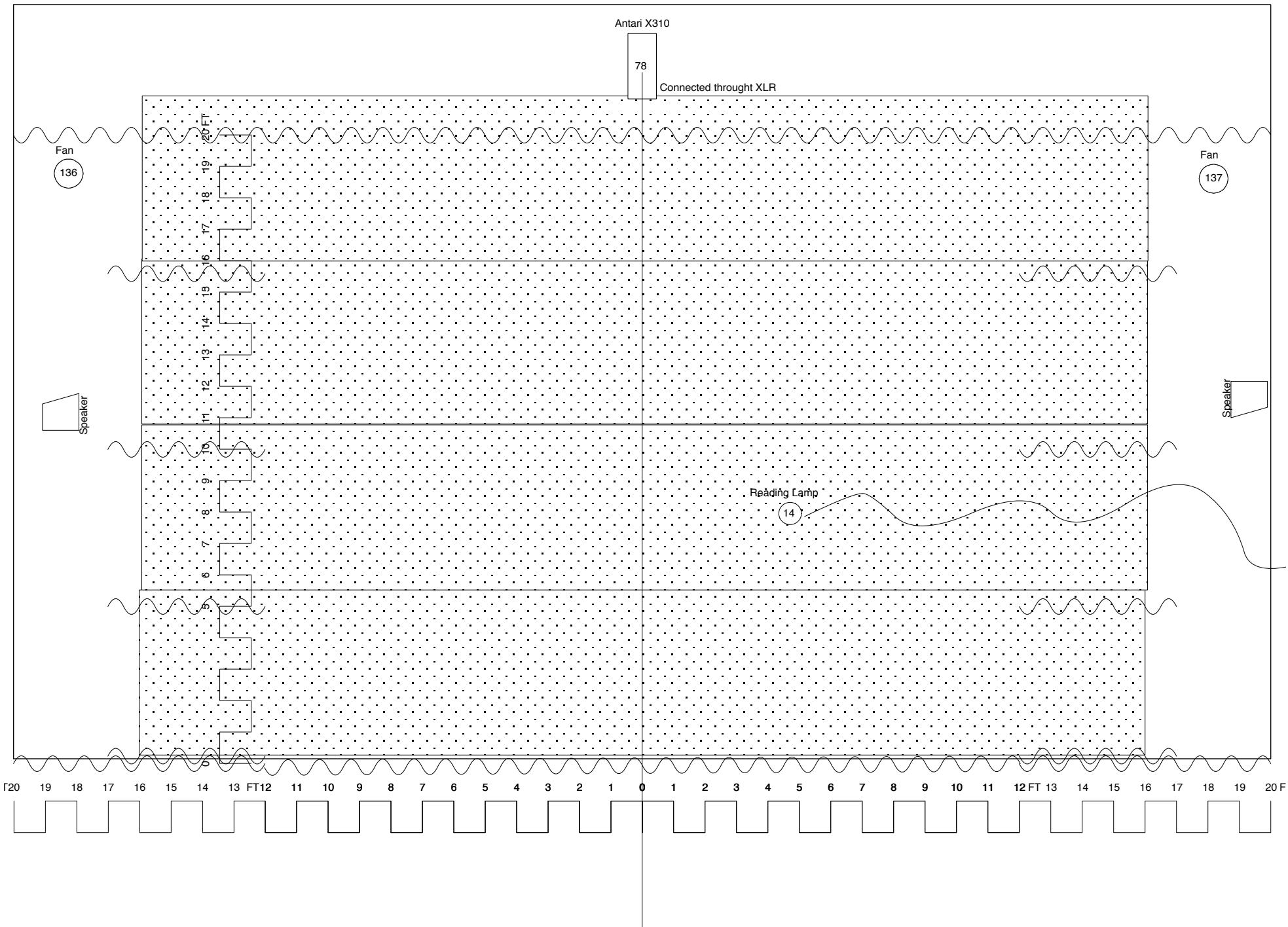
Pipe and chains
under rigging
(provided by us)
Provides light between 9'6" and 13' from the ground

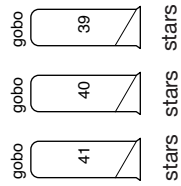
14 circuits
2 direct circuits

Wings



Stage floor



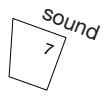


Lights the audience
* Exact positioning to be determined,
based on room specs



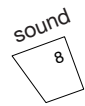
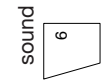
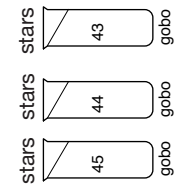
speakers on side position

speakers behind the audience

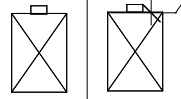


Audience
lighting
&
sound
setup

36'-0"



minimum distance : 36'



PLC-WTC500
LNS-W10 | PLC-XP56
LNS-T31A

2 direct circuits for control booth

Control booth